



DATWYLER DATA CENTRE SOLUTION

THE FUTURE-PROOF SOLUTION
FOR YOUR DATA CENTRE CABLING

PRODUCT OVERVIEW

FUTURE-PROOF SOLUTIONS FOR YOUR DATA CENTRE CABLING

High-performance system solutions in copper, but chiefly in fibre optic technology constitute the backbone of high-speed data transfer in data centres. The ever higher transmission rates not only call for high-quality optical fibres, they also make increasing demands on the connecting components. Both system components are crucial to the efficient performance of transmission channels.

Flexibility is a core requirement for a cabling solution in today's data centre environment. New systems need to be planned, assembled and installed within a very short time. New technologies (like BiDi), new generations of devices (like 25G servers) and new network designs (fabrics) mean that the demands on link performance are continually rising.

Datwyler's Data Centre Solution surpasses all the requirements for modern, powerful cabling solutions, its high quality and excellent optical and geometric connector assembly values being of particular note here.

Benefits of the Datwyler Data Centre Solution:

- Top quality guarantees top performance
- High packing densities hand in hand with good clear layout
- Fast and easy assembly (plug-and-go)
- Modifications/installations possible during ongoing operation, no need for outside companies (reduced OPEX)
- Preassembly: no in-situ stripping, splicing or connector termination work necessary
- Slimline cable design, so no disruption to cooling air flow and no redundant lengths of cable in rack
- Scalable thanks to modular design
- Investment protection and future viability as migratable to future applications
- High spare capacity due to extremely low optical losses
- Power budget protection thanks to bend-optimised fibres (multimode)

The most important system components:

- Preassembled fibre optic mini trunks
- Preassembled fibre optic plug-in modules (MTP, Breakout or Splice version)
- Fibre optic fanout cables (100G on 4x 25G, for example)
- Fibre optic patch cables (LCD and MTP)
- Modularly equipped 19-inch 1U panels and 3U/4U subracks
- Patch management trays and cable management accessories

These system components provide high-performance modular solutions for server room and data centre cabling tailored to customer requirements, the outstanding features of which are clear layout, flexibility, high packing density and good handling during operation.

Optical values of the Datwyler Data Centre Solution:

Criterion Connector type	Assembly Class IEC 61755-3-2	Insertion Loss IL [dB]		Return Loss RL [dB]	
		mean	maximum	mean	minimum
Multifibre MTP Elite 0° PC (multimode)	Grade B	0.15	0.3	≥ 40	≥ 35
Multifibre MTP Elite 8° APC (single-mode)	Grade B	0.1	0.3	≥ 70	≥ 65
Single-fibre LCD Uniboot 0° PC (multimode)	Grade B	0.1	0.25	≥ 40	≥ 35
Single-fibre LCD Uniboot 8° APC (single-mode)	Grade B	0.1	0.25	≥ 75	≥ 65

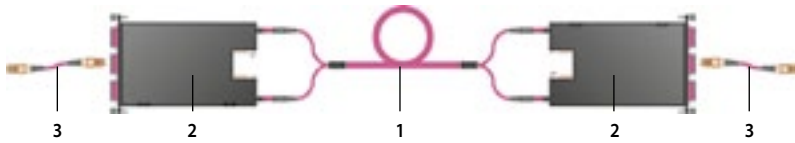


IF YOU ARE INTERESTED
JUST TALK TO US

FIBRE OPTIC CHANNEL CONFIGURATION OPTIONS

The graphics below show some typical configurations.

Module-to-module configuration

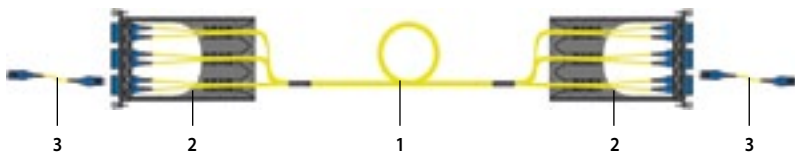


Two FO-DCS plug-in modules are interconnected by a thin mini breakout cable MTP-MTP. For all known Duplex applications up to 25G Ethernet or up to 32G Fiber Channel.

Part	Level	Description	Remarks
1	High-performance	Mini breakout cable MTP-MTP, type A or type C	12, 24, 48, 72, 96 or 144 fibres
2	High-performance	Plug-in module, 3U/7HP, 24F, 2x MTP on 6x LCQ	24 fibres
3	High-performance	Patch cable LCD-LCD (Uniboot)	Polarity: A to A or A to B

These system components are available in multimode (OM3 or OM4) and single-mode (G.652.D) versions.

Module-to-module configuration (without MTP)

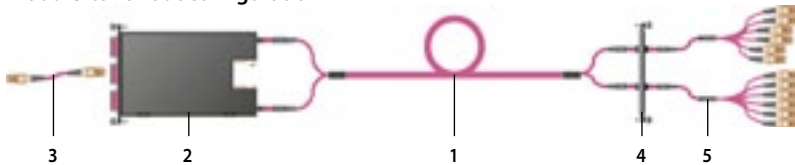


Two FO-DCS splice plug-in modules are interconnected by a thin FO Universal cable with LCD connectors. For all known Duplex applications up to 25G Ethernet or 16G Fiber Channel.

Part	Level	Description	Remarks
1	High-performance	FO Universal cable U-DQ(ZN)BH (e.g. with LCD)	12, 24, 48, 72, 96 or 144 fibres
2	High-performance	Plug-in module, 3U/7HP, 24F, 2x MTP on 6x LCQ	24 fibres
3	High-performance	Patch cable LCD-LCD (Uniboot)	Polarity: A to A or A to B

These system components are available in multimode (OM3 or OM4) and single-mode (G.652.D) versions.

Module-to-fanout configuration

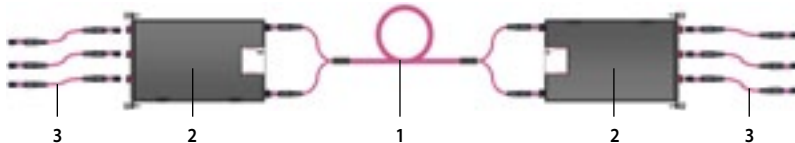


One FO-DCS plug-in module is connected to two FO-DCS fanout cables (MTP on LCD Uniboot) by a thin FO-DCS mini breakout cable MTP-MTP for a direct link between the active ports (e.g. ports of a SAN switch). For all well-known Duplex applications such as 10G and 25G Ethernet or 16G and 32G Fiber Channel.

Part	Level	Description	Remarks
1	High-performance	Mini breakout cable MTP-MTP, type A or type C	12, 24, 48, 72, 96 or 144 fibres
2	High-performance	Plug-in module, 3U/7HP, 24F, 2x MTP on 6x LCD	24 fibres
3	High-performance	Patch cable LCD-LCD (Uniboot)	Polarity: A to A or A to B
4	High-performance	Front plate, 3U/7HP, 2x MTP adapter, type A	Also available with 4x or 8x MTP adapter
5	High-performance	Fanout cable, 1x MTP on 6x LCD Uniboot	Polarity: type A or type C

These system components are available in multimode (OM3 or OM4) and single-mode (G.652.D) versions.

Converter plug-in module configuration

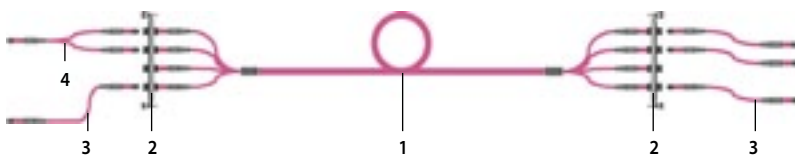


Two FO-DCS converter plug-in modules are interconnected by a FO-DCS mini breakout cable MTP-MTP. For three 40G, NG100G, PSM4, PLR4 or 64GFC links.

Part	Level	Description	Remarks
1	High-performance	Mini breakout cable MTP-MTP, type A or type C	12, 24, 48, 72, 96 or 144 fibres
2	High-performance	Converter plug-in module, 3U/7HP, 24F, 2x MTP on 3x MTP	24 fibres (2x 12 on 3x 8 fibres)
3	High-performance	Patch cable MTP-MTP	Polarity: type A, B or C, 12 fibres

These system components are available in multimode (OM4) and single-mode (G.652.D) versions.

Migration to 40G/100G (parallel optics)



The FO-DCS plug-in modules in subracks are replaced by FO-DCS front plates with MTP adapters. The high-performance FO-DCS mini breakout cables MTP-MTP can continue to be used.

Part	Level	Description	Remarks
1	High-performance	Mini breakout cable MTP-MTP type A or type C	12, 24, 48, 72, 96 or 144 fibres
2	High-performance	Front plate 3U/7HP 4x MTP adapter, type A	also available with 2x or 8x MTP adapter
3	High-performance	Patch cable MTP-MTP	Polarity: type A, B or C, 12 fibres
4	High-performance	Y patch cable (1x MTP 24F on 2x MTP 12F)	Polarity: type A, B or C, 24 fibres

FO-DCS MODULAR SUBRACKS / PANELS, 19"

- Preassembled with horizontal guide rails - can be modularly fitted
- Takes a maximum of twelve 3U/7HP FO-DCS plug-in modules or front plates
- Capacity: up to 144 Duplex ports (288 fibres) or up to 144 MTP ports (1728 fibres)
- Any mixture of modules / front plates can be installed in the same subrack
- Extractable excess cable length tray (1U) - can be inserted on the fourth rack unit in two ways, so that optionally the slots or holes can be used as cable entry openings



Article No.	Description	Material / Colour	PU
470540	FO-DCS modular subrack, 19"/3U, 84HP (without tray)	Aluminium, anodised	1 pc.
470542	FO-DCS modular subrack, 19"/4U, 84HP	Aluminium, anodised	1 pc.
470642	FO-DCS modular subrack, 19"/4U, 84HP	Aluminium, black	1 pc.

- Takes a maximum of three 3U/7HP FO-DCS plug-in modules or front plates
- Capacity: up to 36 Duplex ports (72 fibres) or up to 36 MTP ports (432 fibres)
- Any mixture of modules / front plates can be installed in the same panel



Article No.	Description	Material / Colour	PU
470543	FO-DCS modular panel, 19"/1U	Aluminium, anodised	1 pc.
470643	FO-DCS modular panel, 19"/1U	Aluminium, black	1 pc.

FO-DCS COMPACT BREAKOUT PANELS, 19"/1U

- Preassembled with 12 or 24 LC Quad adapters
- Capacity: up to 24 or 48 duplex ports (48 or 96 fibres)
- Sturdy aluminium housing



Article No.	Description	Material / Colour	PU
470618	FO-DCS compact breakout panel, 19"/1U, 12x LCQ, OM3 turquoise	Aluminium, anodised	1 pc.
470619	FO-DCS compact breakout panel, 19"/1U, 12x LCQ, OM4 heather violet	Aluminium, anodised	1 pc.
470620	FO-DCS compact breakout panel, 19"/1U, 12x LCQ, OS2 blue	Aluminium, anodised	1 pc.
470621	FO-DCS compact breakout panel, 19"/1U, 12x LCQ, OS2 green	Aluminium, anodised	1 pc.
470622	FO-DCS compact breakout panel, 19"/1U, 24x LCQ, OM3 turquoise	Aluminium, anodised	1 pc.
470623	FO-DCS compact breakout panel, 19"/1U, 24x LCQ, OM4 heather violet	Aluminium, anodised	1 pc.
470624	FO-DCS compact breakout panel, 19"/1U, 24x LCQ, OS2 blue	Aluminium, anodised	1 pc.
470625	FO-DCS compact breakout panel, 19"/1U, 24x LCQ, OS2 green	Aluminium, anodised	1 pc.

Variants in Aluminium black available on request.

FO-DCS COMPACT PANELS, 19"/1U, WITH MTP-LCD PREASSEMBLY

- Preassembled with 4 or 8 MTP couplers (Type A: key-up/key-down) at rear side, MTP-on-LC fanouts, and 12 or 24 LC Quad adapters at front side
- Capacity: 24 or 48 duplex ports (48 or 96 fibres)
- Top-quality assembly ensures optimum values for optical performance.
- Sturdy aluminium housing



Article No.	Description	Material / Colour	PU
470610	FO-DCS compact panel, 19"/1U, 4x MTP on 24x LCD, OS2 blue	Aluminium, anodised	1 pc.
470611	FO-DCS compact panel, 19"/1U, 4x MTP on 24x LCD-APC, OS2 green	Aluminium, anodised	1 pc.
470612	FO-DCS compact panel, 19"/1U, 4x MTP on 24x LCD, OM3 turquoise	Aluminium, anodised	1 pc.
470613	FO-DCS compact panel, 19"/1U, 4x MTP on 24x LCD, OM4 heather violet	Aluminium, anodised	1 pc.
470614	FO-DCS compact panel, 19"/1U, 8x MTP on 48x LCD, OS2 blue	Aluminium, anodised	1 pc.
470615	FO-DCS compact panel, 19"/1U, 8x MTP on 48x LCD-APC, OS2 green	Aluminium, anodised	1 pc.
470616	FO-DCS compact panel, 19"/1U, 8x MTP on 48x LCD, OM3 turquoise	Aluminium, anodised	1 pc.
470617	FO-DCS compact panel, 19"/1U, 8x MTP on 48x LCD, OM4 heather violet	Aluminium, anodised	1 pc.

Variants in Aluminium black available on request.

FO-DCS MANAGEMENT PANEL, 19"/1U

- For the proper routing of fibre optic patch cables in all 19" IT racks and cabinets
- Equipped with 6 cable routing elements and detachable front plate



Article No.	Description	Material / Colour	PU
470544	FO-DCS management panel, 19"/1U, left-side routing	Aluminium, anodised	1 pc.
470545	FO-DCS management panel, 19"/1U, right-side routing	Aluminium, anodised	1 pc.
470546	FO-DCS management panel, 19"/1U, left / right-side routing	Aluminium, anodised	1 pc.
470644	FO-DCS management panel, 19"/1U, left-side routing	Aluminium, black	1 pc.
470645	FO-DCS management panel, 19"/1U, right-side routing	Aluminium, black	1 pc.
470646	FO-DCS management panel, 19"/1U, left / right-side routing	Aluminium, black	1 pc.
470554	Labelling strip for FO-DCS management panel, 420 x 12 mm		1 pc.
4000140	Hook-and-loop tape, 19 mm (1 pc. = 10 m roll)		1 pc.

FO-DCS MTP PLUG-IN MODULES, 24F AND 12F, 3U/7HP

- Polycarbonate (PC) housing with press-fit side panels (sealed)
- 3U/7HP front panel, black PC or anodised aluminium, provides 6x LCQ or 6x LCD or 6x LSH-C
- MTP couplers (rear side) are routed to the front couplers by way of an internal fanout
- Integrated fibre management
- PC front panels provide labelling strips on both sides



Article No.	Article No.	Description	PU
Black front plate (PC)		Aluminium front plate	
571500	571600	FO-DCS 3U/7HP plug-in module, 2x MTP on 6x LCQ, OM3	1 pc.
571501	571601	FO-DCS 3U/7HP plug-in module, 2x MTP on 6x LCQ, OM4	1 pc.
571502	571602	FO-DCS 3U/7HP plug-in module, 2x MTP on 6x LCQ/PC, OS2 (G.652.D)	1 pc.
571503	571603	FO-DCS 3U/7HP plug-in module 2x MTP on 6x LCQ/APC, OS2 (G.652.D)	1 pc.
571599		Labelling sheet A4, perforated (blank)	10 pcs
Black front plate (PC)		Aluminium front plate	
571506	571606	FO-DCS 3U/7HP plug-in module, 1x MTP on 6x LCD, OM3	1 pc.
571507	571607	FO-DCS 3U/7HP plug-in module, 1x MTP on 6x LCD, OM4	1 pc.
571508	571608	FO-DCS 3U/7HP plug-in module, 1x MTP on 6x LCD/PC, OS2 (G.652.D)	1 pc.
571509	571609	FO-DCS 3U/7HP plug-in module, 1x MTP on 6x LCD/APC, OS2 (G.652.D)	1 pc.
571599		Labelling sheet A4, perforated (blank)	10 pcs.
Black front plate (PC)		Aluminium front plate	
571505	571605	FO-DCS 3U/7HP plug-in module, 1x MTP on 6x LSH-C/APC, OS2 (G.652.D)	1 pc.
571599		Labelling sheet A4, perforated (blank)	10 pcs.

FO-DCS BREAKOUT PLUG-IN MODULES, 3U/7HP

- Open polycarbonate (PC) housing
- 3U/7HP front panel, black PC, with 6x LCQ, 6x LCD or 6x LSH-C, optional: 6x MTP or 6x MTPD, type A
- Integrated radius limiters and retaining clips for preassembled FO cables
- Two integrated labelling strips



Article No.	Article No.	Description	PU
with 6x LCD		with 6x LCQ	
571576	571570	FO-DCS BO plug-in module, 3U/7HP, 6x LCD or 6x LCQ, turquoise	1 pc.
571577	571571	FO-DCS BO plug-in module, 3U/7HP, 6x LCD or 6x LCQ, heather violet	1 pc.
571578	571572	FO-DCS BO plug-in module, 3U/7HP, 6x LCD or 6x LCQ, blue	1 pc.
571579	571573	FO-DCS BO plug-in module, 3U/7HP, 6x LCD or 6x LCQ, green	1 pc.
571599		Labelling sheet A4, perforated (blank)	10 pcs.
with 6x MTP		with 6x MTPD	
571590	571580	FO-DCS BO plug-in module, 3U/7HP, 6x MTP or 6x MTPD, turquoise	1 pc.
571591	571581	FO-DCS BO plug-in module, 3U/7HP, 6x MTP or 6x MTPD, heather violet	1 pc.
571592	571582	FO-DCS BO plug-in module, 3U/7HP, 6x MTP or 6x MTPD, black	1 pc.
571593	571583	FO-DCS BO plug-in module, 3U/7HP, 6x MTP or 6x MTPD, green	1 pc.
571599		Labelling sheet A4, perforated (blank)	10 pcs.

FO-DCS CONVERTER PLUG-IN MODULES, 3U/7HP

- Polycarbonate (PC) housing with press-fit side panels (sealed)
- 3U/7HP front plate, black PC, provides 3x MTPs Type A / 6x LCQ (speed converter)
- 2x MTP12 adapters (rear side)



Article No.	Description	PU
Black front plate (PC)		
571520	FO-DCS converter plug-in module, 3U/7HP, 2xMTP on 3x MTP, OM3	1 pc.
571521	FO-DCS converter plug-in module, 3U/7HP, 2xMTP on 3x MTP, OM4	1 pc.
571522	FO-DCS converter plug-in module, 3U/7HP, 2xMTP on 3x MTP, OS2	1 pc.
571540	FO-DCS speed converter plug-in module, 3U/7HP, 2x MTP on 6x LCQ, OM3	1 pc.
571541	FO-DCS speed converter plug-in module, 3U/7HP, 2x MTP on 6x LCQ, OM4	1 pc.
571542	FO-DCS speed converter plug-in module, 3U/7HP, 2x MTP on 6x LCQ/PC, OS2	1 pc.
571543	FO-DCS speed converter plug-in module, 3U/7HP, 2x MTP on 6x LCQ/APC, OS2	1 pc.

FO-DCS splice plug-in modules, 3U/7HP

FO-DCS MTP front plates, 3U/7HP, with 2, 4 or 8 MTP adapters

- ▶ please see our website
- ▶ please see our website

FO-DCS INDOOR CABLE MTP-MTP, 12-144 FIBRES

- Sturdy, metal-free indoor cables - provide enhanced crush resistance and rodent protection
- Compact, metal-free cable construction with FR/LSOH cable sheath
- 12 up to 144 fibres, OM4 or OS2 (G.652.D BLO)
- For Duplex and parallel optic signals
- Sticker labelling at both cable ends
- Leg lengths defined on the basis of a specific project (maximum: 4.0 m), in protective sleeves, breakout separation is effected with a divider housing
- Assembled using MTP₁₂ connectors (12-fibre Elite ferrules) MTP₈ / MTP₂₄ on request
- Connectivity method: Type A or Type C (other versions on request)
- Comes with test reports on all MTP connectors



Article No. type A*	Article No. type C*	Description	Cable sheath colour	PU
571751	571756	FO-DCS indoor cable MTP-MTP, 12F OM4	heather violet	by the metre
571752	571757	FO-DCS indoor cable MTP-MTP, 2x 12F OM4	heather violet	by the metre
571753	571758	FO-DCS indoor cable MTP-MTP, 4x 12F OM4	heather violet	by the metre
571754	571759	FO-DCS indoor cable MTP-MTP, 8x 12F OM4	heather violet	by the metre
571755	571760	FO-DCS indoor cable MTP-MTP, 12x 12F OM4	heather violet	by the metre
571761	571766	FO-DCS indoor cable MTP-MTP, 12F OS2 (G.652.D BLO)	yellow	by the metre
571762	571767	FO-DCS indoor cable MTP-MTP, 2x 12F OS2 (G.652.D BLO)	yellow	by the metre
571763	571768	FO-DCS indoor cable MTP-MTP, 4x 12F OS2 (G.652.D BLO)	yellow	by the metre
571764	571769	FO-DCS indoor cable MTP-MTP, 8x 12F OS2 (G.652.D BLO)	yellow	by the metre
571765	571770	FO-DCS indoor cable MTP-MTP, 12x 12F OS2 (G.652.D BLO)	yellow	by the metre

* Article Nos. = Euroclass D_{ca}. Also available as C_{ca} and B2_{ca}. Other versions available on request.

FO-DCS UNIVERSAL CABLES MTP-MTP, 12-48 FIBRES

- Sturdy, metal-free cables - provide enhanced crush resistance and rodent protection
- Compact, metal-free cable construction with FR/LSOH cable sheath
- 12 up to 48 fibres, OM3, OM4 or OS2
- For duplex and parallel optic signals
- Sticker labelling at both cable ends
- Leg lengths defined on the basis of a specific project (maximum: 4.0 m), in protective sleeves, breakout separation is effected with a divider housing
- Assembled using MTP connectors (12-fibre Elite ferrules)
- Polarisation mode: type A or C (other types on request)
- Comes with test reports on all MTP connectors



Article No. type A*	Article No. type C*	Description	Cable sheath colour	PU
570641	570644	FO-DCS universal cable MTP-MTP, 12F, OM3	turquoise	by the metre
570651	570654	FO-DCS universal cable MTP-MTP, 12F, OM4	heather violet	by the metre
570661	570664	FO-DCS universal cable MTP-MTP, 12F, OS2 (G.652.D)	yellow	by the metre
570642	570645	FO-DCS universal cable MTP-MTP, 2x 12F, OM3	turquoise	by the metre
570652	570655	FO-DCS universal cable MTP-MTP, 2x 12F, OM4	heather violet	by the metre
570662	570665	FO-DCS universal cable MTP-MTP, 2x 12F, OS2 (G.652.D)	yellow	by the metre
570643	570646	FO-DCS universal cable MTP-MTP, 4x 12F, OM3	turquoise	by the metre
570653	570656	FO-DCS universal cable MTP-MTP, 4x 12F, OM4	heather violet	by the metre
570663	570666	FO-DCS universal cable MTP-MTP, 4x 12F, OS2 (G.652.D)	yellow	by the metre

* 12F = Euroclass D_{ca}, 2x 12F and 4x 12F = Euroclass E_{ca}. Other versions available on request.

FO-DCS FANOUT CABLES MTP-LCD, 8 FIBRES

For the conversion of 100G to 4x 25G or 40G to 4x 10G

- Assembled using 1 MTP connector and 4 LCD Uniboot connectors
- 8 fibres, OM4 or OS2
- For the quick and space-saving connection of active devices such as switches, servers, storage, etc.
- Legs: can be ordered graded in length or of equal length
- Project-specific assemblies are available on request
- Comes with test reports on all connectors



Article No. type A	Article No. type C	Description	Cable sheath colour	Length [m]
571243	571253	FO-DCS fanout cable MTP/f-LCDU, 8F, OM4, graded	heather violet	2.5
571244	571254	FO-DCS fanout cable MTP/f-LCDU, 8F, OM4, equal length	heather violet	2.5
571245	571255	FO-DCS fanout cable MTP/f-LCDU, 8F, OS2 (G.652.D), graded	yellow	2.5
571246	571256	FO-DCS fanout cable MTP/f-LCDU, 8F, OS2 (G.652.D), equal length	yellow	2.5

FO-DCS FANOUT CABLES MTP-LCD, 12 FIBRES

- Assembled using 1 MTP connector and 6 LCD Uniboot connectors
- 12 fibres, OM3, OM4 or OS2
- For the quick and space-saving connection of active devices such as switches, servers, storage, etc.
- Legs: can be ordered graded in length or of equal length
- Project-specific assemblies are available on request
- Comes with test reports on all connectors



Article No.	type A	type C	Description	Cable sheath colour	Length [m]
571201	571211		FO-DCS fanout cable MTP/f-LCDU, 12F, OM3, graded	turquoise	2.5
571202	571212		FO-DCS fanout cable MTP/f-LCDU, 12F, OM3, equal length	turquoise	2.5
571203	571213		FO-DCS fanout cable MTP/f-LCDU, 12F, OM4, graded	heather violet	2.5
571204	571214		FO-DCS fanout cable MTP/f-LCDU, 12F, OM4, equal length	heather violet	2.5
571205	571215		FO-DCS fanout cable MTP/f-LCDU, 12F, OS2 (G.652.D), graded	yellow	2.5
571206	571216		FO-DCS fanout cable MTP/f-LCDU, 12F, OS2 (G.652.D), equal length	yellow	2.5

FO-DCS PATCH CABLES MTP-MTP, 12 FIBRES

- Thin and flexible patch cable (round cable Ø: 3.0 mm) with 12 fibres, OM3 or OM4
- Low fire load due to its halogen-free flame-retardant LSOH sheath
- Available with up to 5 m standard lengths (other lengths on request)
- Sticker labelling at both cable ends
- Assembled using MTP connectors (female) at both cable ends
- Polarisation modes can be type A, B or C
- Comes with test reports on all connectors



Article No.	type A	type B	type C	Description	Cable sheath colour	Length [m]
570901	570911		570921	FO-DCS patch cable MTP, 12F, OM3	turquoise	1.0
570931	570941		570951	FO-DCS patch cable MTP, 12F, OM4	heather violet	1.0
570902	570912		570922	FO-DCS patch cable MTP, 12F, OM3	turquoise	2.0
570932	570942		570952	FO-DCS patch cable MTP, 12F, OM4	heather violet	2.0
570903	570913		570923	FO-DCS patch cable MTP, 12F, OM3	turquoise	3.0
570933	570943		570953	FO-DCS patch cable MTP, 12F, OM4	heather violet	3.0
571301	571311		571321	FO-DCS patch cable MTP, 12F, OS2	yellow	1.0
571302	571312		571322	FO-DCS patch cable MTP, 12F, OS2	yellow	2.0
571303	571313		571323	FO-DCS patch cable MTP, 12F, OS2	yellow	3.0

FO-DCS Y PATCH CABLES MTP-MTP, 24 FIBRES

Article No.	type A	type B	type C	Description	Cable sheath colour	Length [m]
570961	570971		570981	FO-DCS Y patch cable MTP24 - 2x MTP12, 24F, OM4	heather violet	1.0
570962	570972		570982	FO-DCS Y patch cable MTP24 - 2x MTP12, 24F, OM4	heather violet	2.0
570963	570973		570983	FO-DCS Y patch cable MTP24 - 2x MTP12, 24F, OM4	heather violet	3.0
571331	571341		571351	FO-DCS Y patch cable MTP24 - 3x MTP8, 24F, OM4	heather violet	1.0
571332	571342		571352	FO-DCS Y patch cable MTP24 - 3x MTP8, 24F, OM4	heather violet	2.0
571333	571343		571353	FO-DCS Y patch cable MTP24 - 3x MTP8, 24F, OM4	heather violet	3.0

FO-DCS PATCH CABLES LCD-LCD, 2 FIBRES

- Compact cable construction (round cable Ø: 2.2 mm) with FR/LSOH cable sheath and 2 fibres, OM3, OM4 or OS2, standard: G.652.D (G.657.A1 or G.657.A2 on request)
- Available with up to 10 m standard lengths (other lengths on request)
- Sticker labelling at both cable ends
- Assembled using LCD Uniboot connectors at both cable ends
- Available with straight polarity (A to A) or cross polarity (A to B)
- Comes with test reports on all connectors

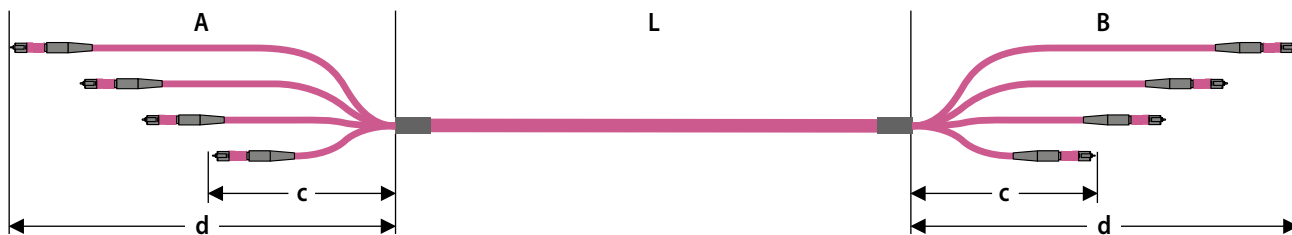


Description	Colour	Type	Length / Article No.									
			1 m	2 m	3 m	4 m	5 m	6 m	7 m	8 m	9 m	10 m
FO-DCS patch cable LCDU, PC, 2F, OM3	turquoise	A to A	570801	570802	570803	570804	570805	570806	570807	570808	570809	570810
FO-DCS patch cable LCDU, PC, 2F, OM3	turquoise	A to B	570821	570822	570823	570824	570825	570826	570827	570828	570829	570830
FO-DCS patch cable LCDU, PC, 2F, OM4	violet	A to A	570841	570842	570843	570844	570845	570846	570847	570848	570849	570850
FO-DCS patch cable LCDU, PC, 2F, OM4	violet	A to B	570861	570862	570863	570864	570865	570866	570867	570868	570869	570870
FO-DCS patch cable LCDU, PC, 2F, OS2	yellow	A to A	570721	570722	570723	570724	570725	570726	570727	570728	570729	570730
FO-DCS patch cable LCDU, PC, 2F, OS2	yellow	A to B	570741	570742	570743	570744	570745	570746	570747	570748	570749	570750
FO-DCS patch cable LCDU, APC, 2F, OS2	yellow	A to A	570761	570762	570763	570764	570765	570766	570767	570768	570769	570770
FO-DCS patch cable LCDU, APC, 2F, OS2	yellow	A to B	570781	570782	570783	570784	570785	570786	570787	570788	570789	570790
FO-DCS patch cable LCDU, APC/PC, 2F, OS2	yellow	A to A	570701	570702	570703	570704	570705	570706	570707	570708	570709	570710
FO-DCS patch cable LCDU, APC/PC, 2F, OS2	yellow	A to B	570711	570712	570713	570714	570715	570716	570717	570718	570719	570720



PREASSEMBLED FIBRE OPTIC CABLE VARIANTS

Datwyler also supplies its ready-to-install FO cables in preassembled variants such as MTP-on-LCD, LCD-on-LCD, LCD-on-SCD or tailor-made versions for all projects.




L = Length between dividers / fixing points (= purchase order length)
 A = Type of assembly side A: as required / depending on application;
 legs: graded in length (see example image) or of equal length
 B = Type of assembly side B: as required / depending on application;
 legs: graded in length (see example image) or of equal length

Length of shortest leg: 0.45 m minimum for 1U panel,
 0.75 m minimum for 4U subrack
 Length of longest leg: $d = c + n \times 8 \text{ cm}$
 Maximum leg length: 4.0 m

FO CLEANING TOOLS

The cleanliness of high-quality FO connectors is critical for satisfactory optical performance and long-term trouble-free transmission. Connectors that are dirty, worn or scratched due to improper use will have a negative effect on optical performance because the Insertion Loss (IL) increases whilst the Return Loss (RL) falls. All FO-related cabling standards point out that professional cleaning tools are necessary to ensure successful acceptance tests and trouble-free patching. For professional cleaning of FO connectors (e.g. MPO/MTP) the equipment as featured in Datwyler's FO accessories portfolio is particularly suitable.



Article No.	Fig.	Description	Specification	PU
1411400	1	Reel Cleaner	for FO connectors	1 pc.
1411401	-	Replacement reel	for Reel cleaner (Article No. 1411400)	6 pcs.
415627	2	FO connector cleaning device (for MPO)	MPO/MTP connector / through adapter	1 pc.
415628	3	FO connector cleaning device (for 2.5 mm)	FO connector / through adapter	1 pc.
415629	-	FO connector cleaning device (for 1.25 mm)	FO connector / through adapter	1 pc.
1411404	4	Cleaning rod (for 2.5 mm)	through adapter	10 pcs.
1411405	-	Cleaning rod (for 1.25 mm)	through adapter	10 pcs.

WE WILL BE HAPPY TO ADVISE YOU!

SWITZERLAND

Dätwyler Cabling Solutions AG
 Gotthardstrasse 31
 6460 Altdorf
 T +41 41 875-1268
 F +41 41 875-1986
 info.cablng.ch@datwyler.com
 www.cablng.datwyler.com

AUSTRIA

Dätwyler Cables GmbH
 Niederlassung Österreich
 Liebermannstraße A02 403
 2345 Brunn am Gebirge
 T +43 1 8101641-0
 F +43 1 8101641-35
 info.cablng.at@datwyler.com
 www.cablng.datwyler.com

GERMANY

Dätwyler Cables GmbH
 Auf der Roos 4-12
 65795 Hattersheim
 T +49 6190 8880-0
 F +49 6190 8880-80
 info.cablng.de@datwyler.com
 www.cablng.datwyler.com

Dätwyler Cables GmbH

Lilienthalstraße 17
 85399 Hallbergmoos
 T +49 811 998633-0
 F +49 811 998633-30
 info.cablng.de@datwyler.com
 www.cablng.datwyler.com

CHINA

Datwyler (Suzhou)
 Cabling Solutions Co., Ltd.
 No. 218, East Beijing Road
 Taicang Economic Development Zone
 Jiangsu Province, 215413
 T +86 512 3306-8066
 F +86 512 3306-8049
 info.cablng.cn@datwyler.com
 www.cablng.datwyler.cn

SINGAPORE

Datwyler (Thelma)
 Cables+Systems Pte Ltd
 30 Toh Guan Road #01-01A
 608840 Singapore
 T +65 68631166
 F +65 68978885
 info.cablng.sg@datwyler.com
 www.cablng.datwyler.com

UNITED ARAB EMIRATES

Datwyler Middle East FZE
 Jabel Ali Free Zone
 LB 15, Second Floor, Room #10 & 11
 P.O. Box 263480
 Dubai
 T +971 4 4228129
 F +971 4 4228096
 info.cablng.ae@datwyler.com
 www.cablng.datwyler.com

Datwyler Cabling Solutions LLC

Unit 1004 & 1005, 10th Floor, IB Tower
 Business Bay
 Dubai
 T +971 4 4228129
 F +971 4 4228096
 info.cablng.ae@datwyler.com
 www.cablng.datwyler.com